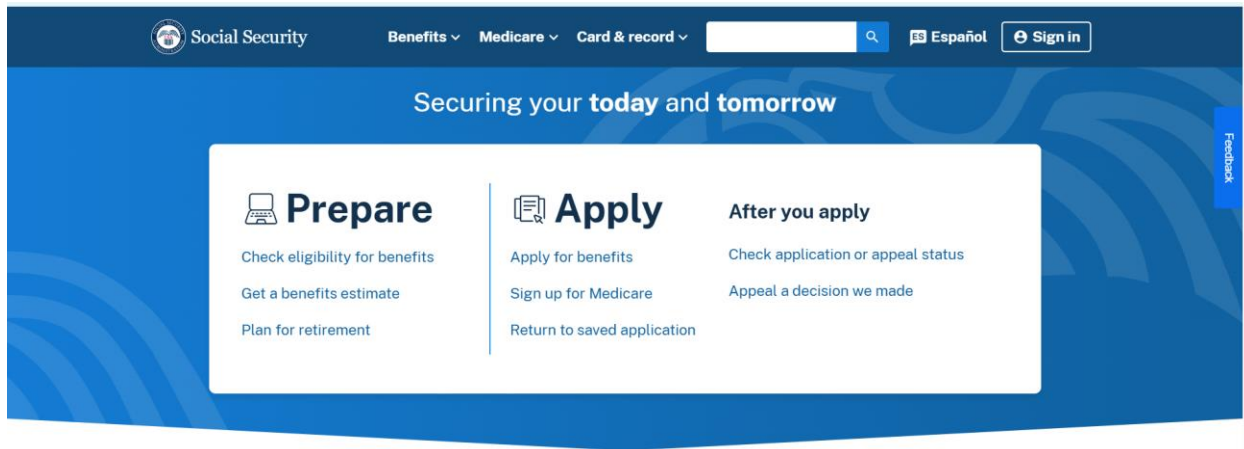


1. Log to <https://www.ssa.gov/>
2. Click “Apply for benefits”



3. Click “An adult (age 18 and over)”
4. Click “Supplemental Security Income for Disability”
5. Click “Learn how to apply”

Prepare

Apply

Return to saved application

Check application or appeal status

Appeal a decision we made

Manage benefits

Apply for Social Security benefits

Who do you want to apply for?

An adult (age 18 and over)

A child (under age 18)

What do you want to apply for?

Benefits

Retirement
You worked and paid Social Security taxes.

Family
Your current or ex-spouse worked and paid Social Security taxes.

Disability
You have a condition and expect it to affect your ability to work for a year or more or will result in death.

Survivor
Your spouse or ex-spouse worked and paid Social Security taxes before they died.

Supplemental Security Income

Supplemental Security Income for Disability
You're blind or have a disability. And it's hard to pay for essentials like food, clothing, and a home.

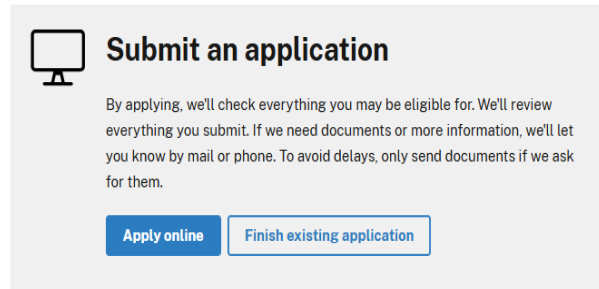
Supplemental Security Income for Age 65+
You're 65 or older. And it's hard to pay for essentials like food, clothing, and a home.

[Learn how to apply](#)

[Check eligibility](#) if you're not sure what to apply for.

[Apply for Medicare](#) if you only need health insurance right now.

6. Click “Apply online”



Submit an application

By applying, we'll check everything you may be eligible for. We'll review everything you submit. If we need documents or more information, we'll let you know by mail or phone. To avoid delays, only send documents if we ask for them.

[Apply online](#) [Finish existing application](#)

Other ways to apply

Set up an appointment

Available in most U.S. time zones Monday through Friday, 8 a.m. to 7 p.m., in English, Spanish, and other languages.

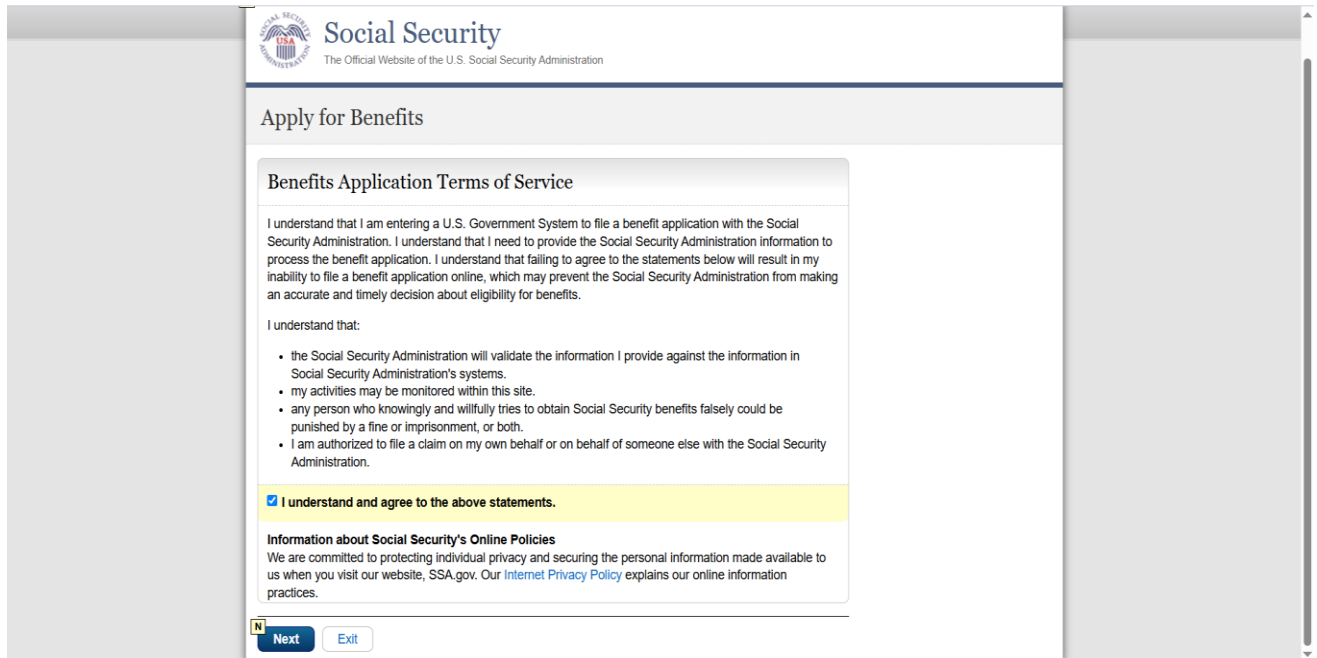
Call [+1.800.772-1213](tel:+18007721213)

Tell the agent you want to set up an appointment to apply for benefits. They'll schedule it and determine whether it'll be on the phone or in person.

Call TTY [+1.800.325-0778](tel:+18003250778) if you're deaf or hard of hearing.

7. You will be routed to the page Apply for Benefits <https://secure.ssa.gov/iClaim/dib>

8. Read and click “I understand and agree to the above statements” then click “Next”



Social Security
The Official Website of the U.S. Social Security Administration

Apply for Benefits

Benefits Application Terms of Service

I understand that I am entering a U.S. Government System to file a benefit application with the Social Security Administration. I understand that I need to provide the Social Security Administration information to process the benefit application. I understand that failing to agree to the statements below will result in my inability to file a benefit application online, which may prevent the Social Security Administration from making an accurate and timely decision about eligibility for benefits.

I understand that:

- the Social Security Administration will validate the information I provide against the information in Social Security Administration's systems.
- my activities may be monitored within this site.
- any person who knowingly and willfully tries to obtain Social Security benefits falsely could be punished by a fine or imprisonment, or both.
- I am authorized to file a claim on my own behalf or on behalf of someone else with the Social Security Administration.

I understand and agree to the above statements.

Information about Social Security's Online Policies

We are committed to protecting individual privacy and securing the personal information made available to us when you visit our website, SSA.gov. Our [Internet Privacy Policy](#) explains our online information practices.

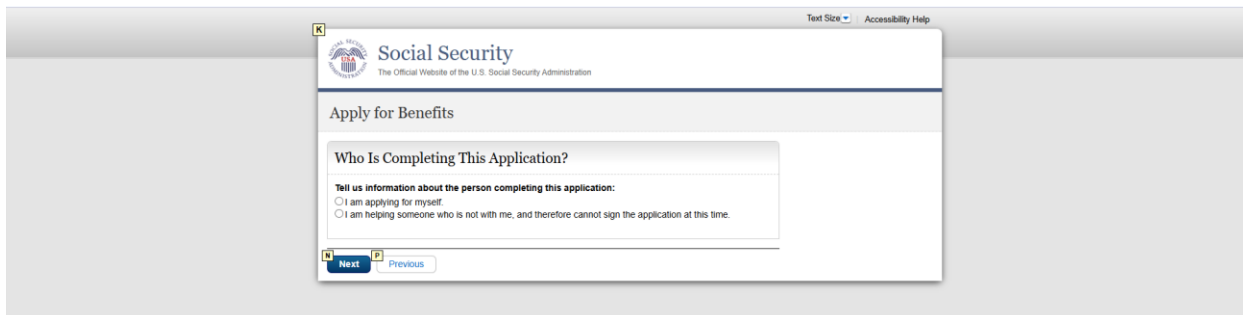
[Next](#) [Exit](#)

You will be routed to the page “Apply for Benefits” <https://secure.ssa.gov/iClaim/Ent002View.action>

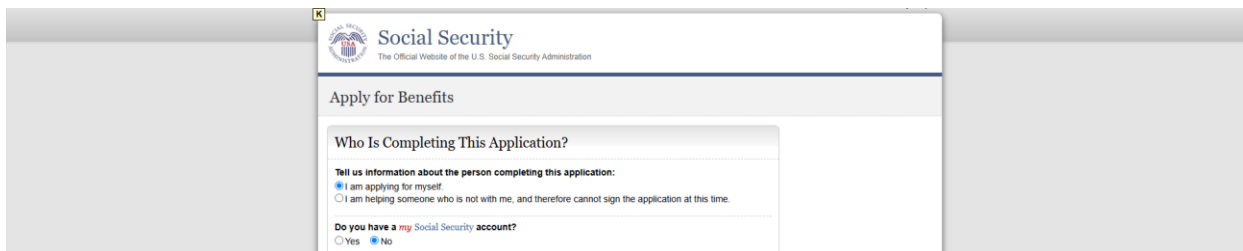


Complete the application for the individual with PWS as if you are the individual with PWS. Answer all questions truthfully as if you are the individual with PWS who is answering the answers. Remember, in almost all cases, the individual with PWS has no income, owns no assets, does not pay rent or mortgage, has not worked, etc.


9. Click: “I am applying for myself”



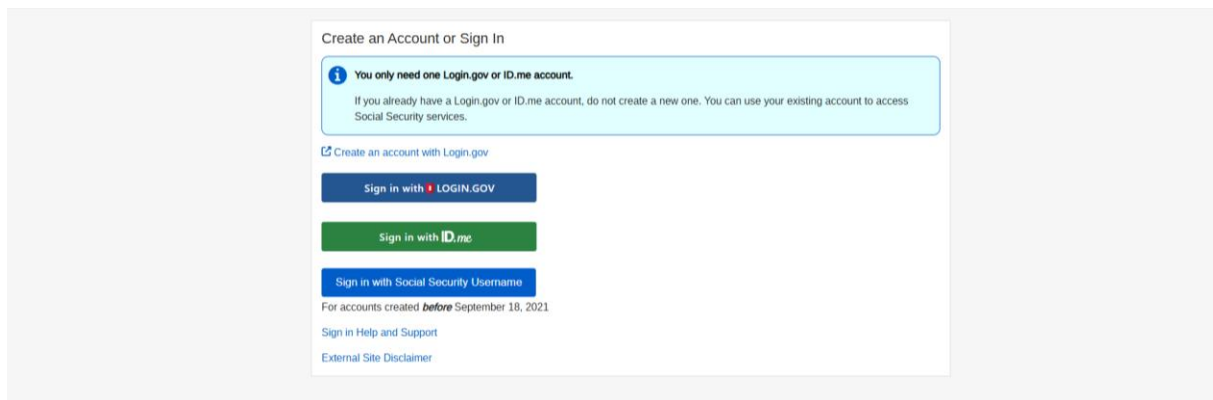
10. To the question, “Do you have a my Social Security account?” Click “No”



11. To the question, “Do you have an address in the United States or U.S. territories?” Click “Yes”



12. Click “[Create an account with Login.gov](#)”



Complete the remainder of the application. Remember to respond truthfully to all questions as if you are the individual with PWS who is answering the answers and therefore you have no income, own no assets, do not pay rent or mortgage, have never worked, etc.



Please contact PWCF if you have any questions or if you need additional support or guidance.

800-400-9994 | info@pwcf.org | PWCF.org